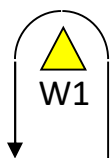


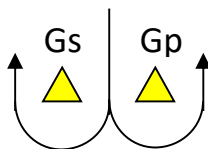
Attachment C - Course Chart



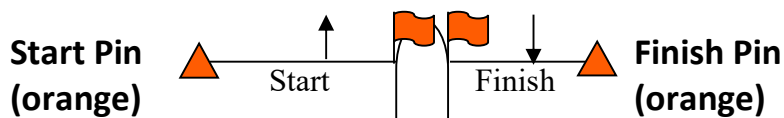
Mark W2, (orange) "W2"



Mark W1 (yellow) "W1"



Gate (yellow) "Gs / Gp"



Course

1	<i>(2 legs)</i>	Start – W1 – Finish
2	<i>(2 legs)</i>	Start – W2 – Finish
3	<i>(4 legs)</i>	Start – W1 – Gt – W1 – Finish
4	<i>(4 legs)</i>	Start – W2 – Gt – W2 – Finish
5	<i>(4 legs)</i>	Start – W2 – Gt – W1 – Finish

Notes:

- The windward mark (W2) will be an orange inflatable shape.
- The windward mark (W1) will be a yellow inflatable shape.
- Marks W1 and W2 shall be rounded to port.
- The gate marks (Gs/Gp) will be yellow inflatable shapes.
- Mark Gs shall be rounded to starboard.
- Mark Gp shall be rounded to port.
- The starting pin will be an orange inflatable shape.
- The finishing pin will be an orange inflatable shape.